

ICT Sector Data and Statistics as at 30th June 2018

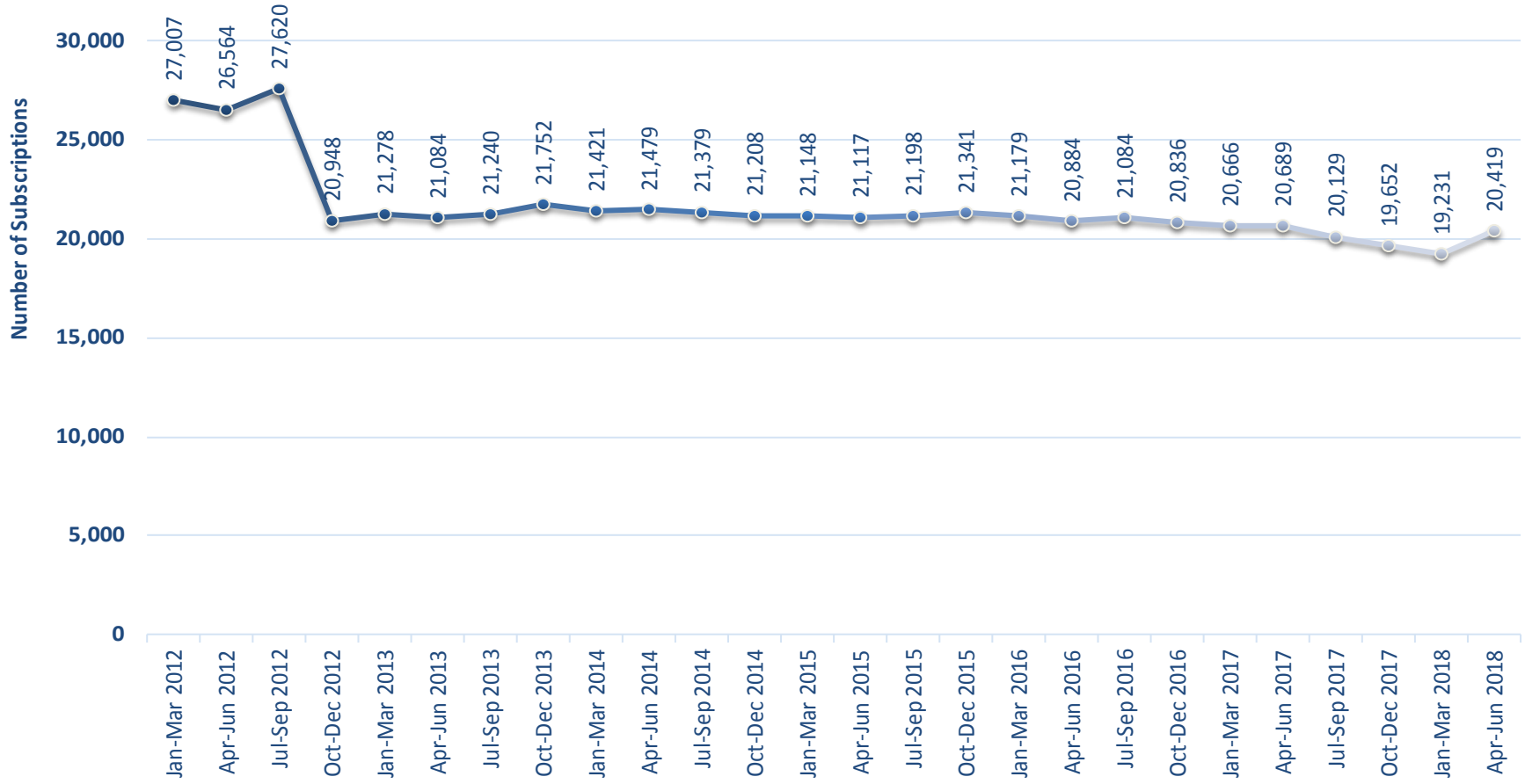
Service subscriptions	30 th June 2015	30 th September 2015	31 st December 2015	31 st March 2016	30 th June 2016	30 th September 2016	31 st December 2016	31 st March 2017	30 th June 2017	30 th September 2017	31 st December 2017	31 st March 2018	30 th June 2018	Penetration per 100 inhabitants as of 30 th June 2018 (%)
Fixed Lines Service	21,117	21,198	21,341	21,179	20,884	21,084	20,836	20,666	20,689	20,129	19,562	19,231	20,419	21.31
Mobile Cellular Service	148,545	149,496	148,496	149,486	147,764	153,619	151,857	163,693	165,285	166,849	167,282	169,660	173,540	181.11
Internet access Service	27,844	28,985	31,584	33,722	32,072	34,489	35,381	38,466	38,908	79,349	83,628	89,752	90,416	94.36
Total International Internet Bandwidth Capacity (Mbps) (Upload and Download)	3,733	4,113	4,113	4,411	4,570	5,190	5,500	6,714	6,994	6,994	7,294	8,494	10,084	N/A
Total Data Traffic (GB) (Uploaded and Downloaded)	1,155,364	1,414,574	1,561,042	1,680,760	1,552,722	1,875,442	2,177,738	2,328,365	2,768,567	3,016,515	3,124,755	3,372,485	5,292,273	N/A

Table 1.

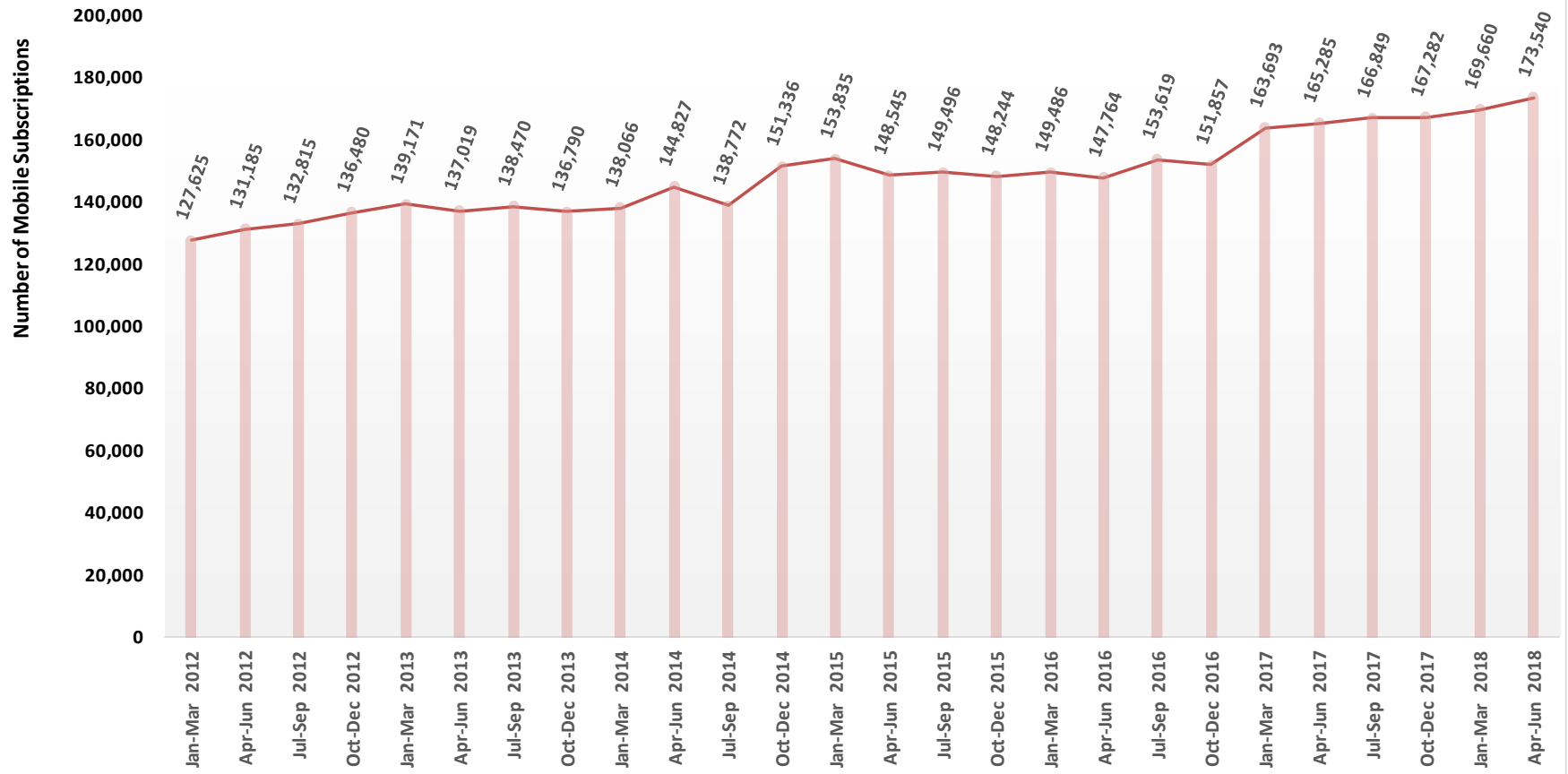
ICT Data and Statistics 2012 - 2018

Details	Fixed Line Service	Mobile service	Internet Access service										
			Total Fixed Line Subscriptions	Total mobile subscriptions	Total Internet subscriptions	Total Narrowband subscriptions	Total Broadband subscriptions	Mobile Broadband subscriptions	Fixed Broadband subscriptions	International Internet Bandwidth Capacity breakdown (Mbps)			Data Traffic (GB)
										Uplink	Downlink	Total	
Jan-Mar 2012	27,007	127,625	16,296	1,556	14,740	5,112	9,628	88	266	354	N/A		
Apr-Jun 2012	26,564	131,185	16,730	1,549	15,181	5,348	9,833	92	302	394	N/A		
Jul-Sep 2012	27,620	132,815	19,177	1,371	17,806	7,238	10,568	557	669	1,227	N/A		
Oct-Dec 2012	20,948	136,480	18,770	632	18,138	7,561	10,577	560	678	1,239	N/A		
Jan-Mar 2013	21,278	139,171	19,659	624	19,035	8,045	10,990	560	678	1,239	N/A		
Apr-Jun 2013	21,084	137,019	20,555	617	19,938	8,683	11,255	821	927	1,749	N/A		
Jul-Sep 2013	21,240	138,470	21,309	617	20,692	9,381	11,311	976	1,082	2,059	N/A		
Oct-Dec 2013	21,752	136,790	22,226	613	21,613	9,202	12,411	1,024	1,110	2,135	N/A		
Jan-Mar 2014	21,421	138,066	24,026	610	23,416	10,330	13,086	1,379	1,465	2,845	N/A		
Apr-Jun 2014	21,479	144,827	25,112	607	24,505	11,667	12,838	1,120	1,328	2,449	N/A		
Jul-Sep 2014	21,379	138,772	23,592	603	22,989	11,404	11,585	1,302	1,383	2,686	N/A		
Oct-Dec 2014	21,208	151,336	24,245	600	23,645	11,818	11,827	1,367	1,465	2,833	N/A		
Jan-Mar 2015	21,148	153,835	24,373	565	23,808	11,734	12,074	2,010	2,078	4,088	N/A		
Apr-Jun 2015	21,117	148,545	27,844	565	27,279	14,139	13,140	2,021	2,092	4,113	1,155,364		
Jul-Sep 2015	21,198	149,496	28,985	222	28,763	15,310	13,453	2,021	2,092	4,113	1,414,574		
Oct-Dec 2015	21,341	148,244	31,584	219	31,365	17,945	13,420	2,021	2,092	4,113	1,561,042		
Jan-Mar 2016	21,179	149,486	33,722	214	33,508	19,838	13,670	2,165	2,246	4,411	1,680,760		
Apr-Jun 2016	20,884	147,764	32,072	20	32,052	18,539	13,513	2,244	2,326	4,570	1,552,722		
Jul-Sep 2016	21,084	153,619	34,489	12	34,477	20,555	13,922	2,554	2,636	5,190	1,875,442		
Oct-Dec 2016	20,836	151,857	35,381	16	35,365	21,330	14,035	2,709	2,791	5,500	2,177,738		
Jan-Mar 2017	20,666	163,693	38,479	13	38,466	23,744	14,722	3,316	3,398	6,714	2,328,365		
Apr-Jun 2017	20,689	165,285	77,483	14	77,469	62,947	14,522	3,456	3,538	6,994	2,768,567		
Jul-Sep 2017	20,129	166,849	79,349	15	79,334	64,513	14,730	3,456	3,538	6,994	3,016,515		
Oct-Dec 2017	19,652	167,282	83,628	14	83,614	68,393	15,221	3,606	3,688	7,294	3,124,755		
Jan-Mar 2018	19,231	169,660	89,752	14	89,738	73,207	16,531	4,206	4,288	8,494	3,372,485		
Apr-Jun 2018	20,419	173,540	90,416	14	90,402	73,906	16,496	5,001	5,083	10,084	5,292,273		

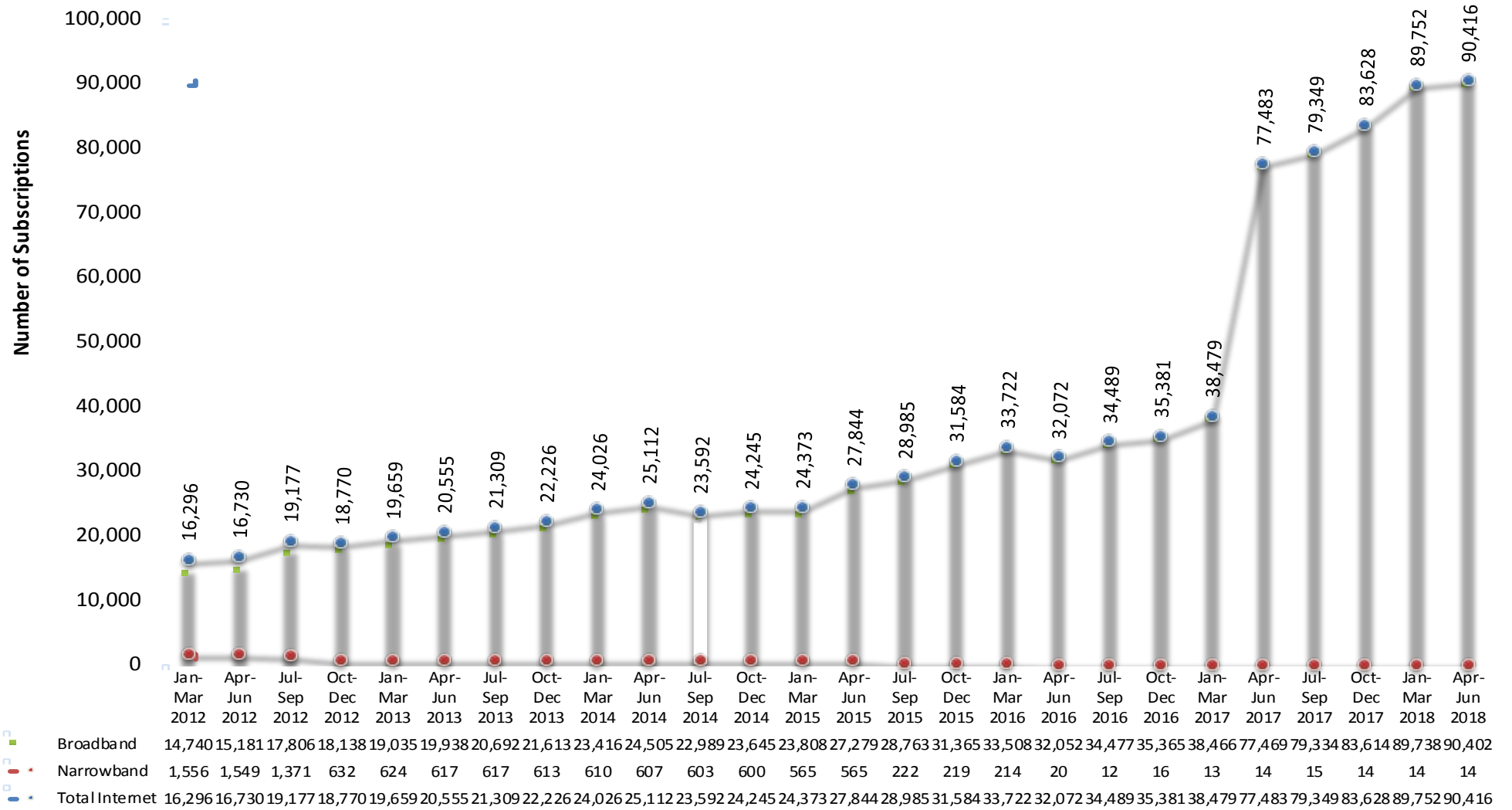
Fixed line Subscriptions as at 30th June 2018



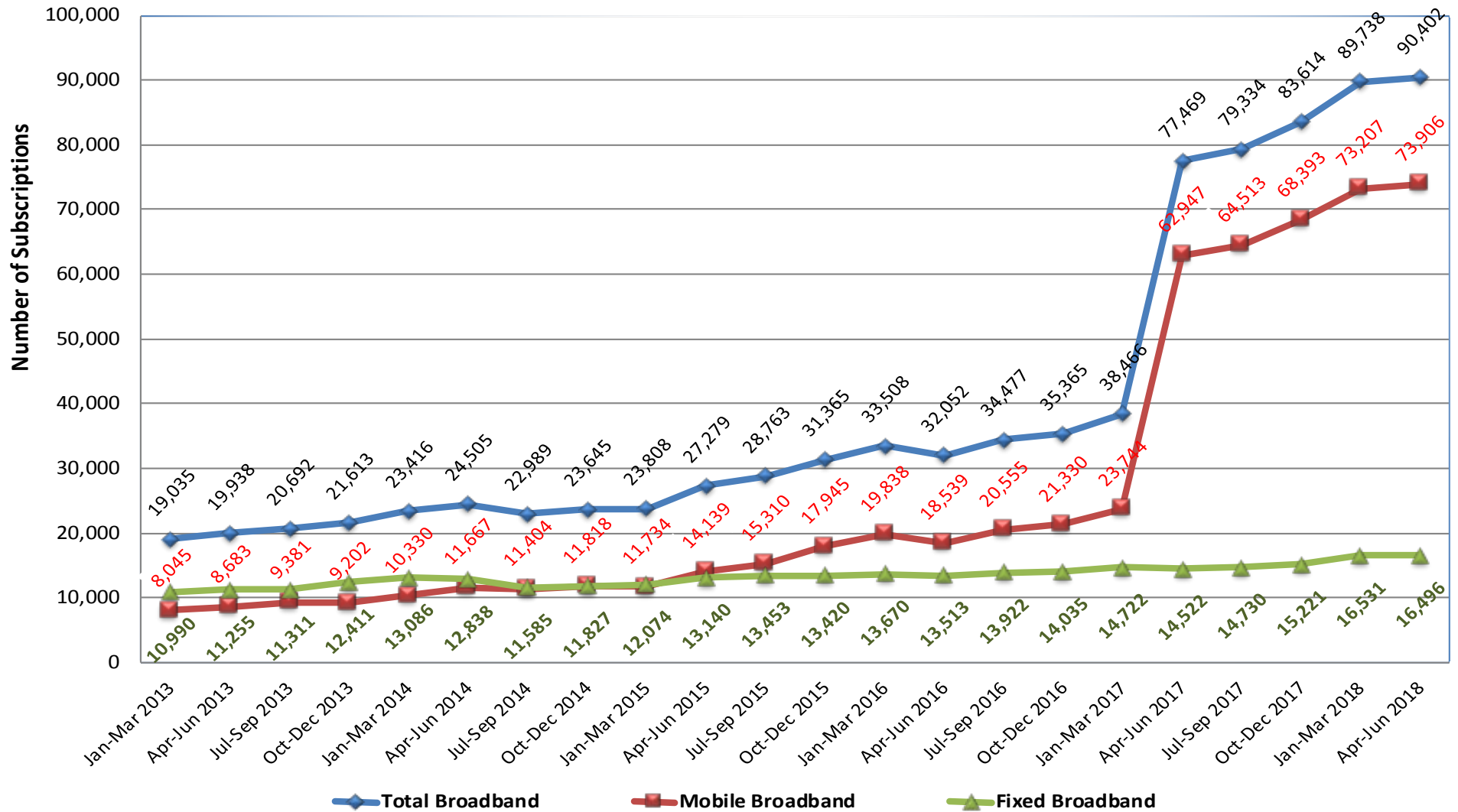
Mobile Subscriptions as at 30th June 2018



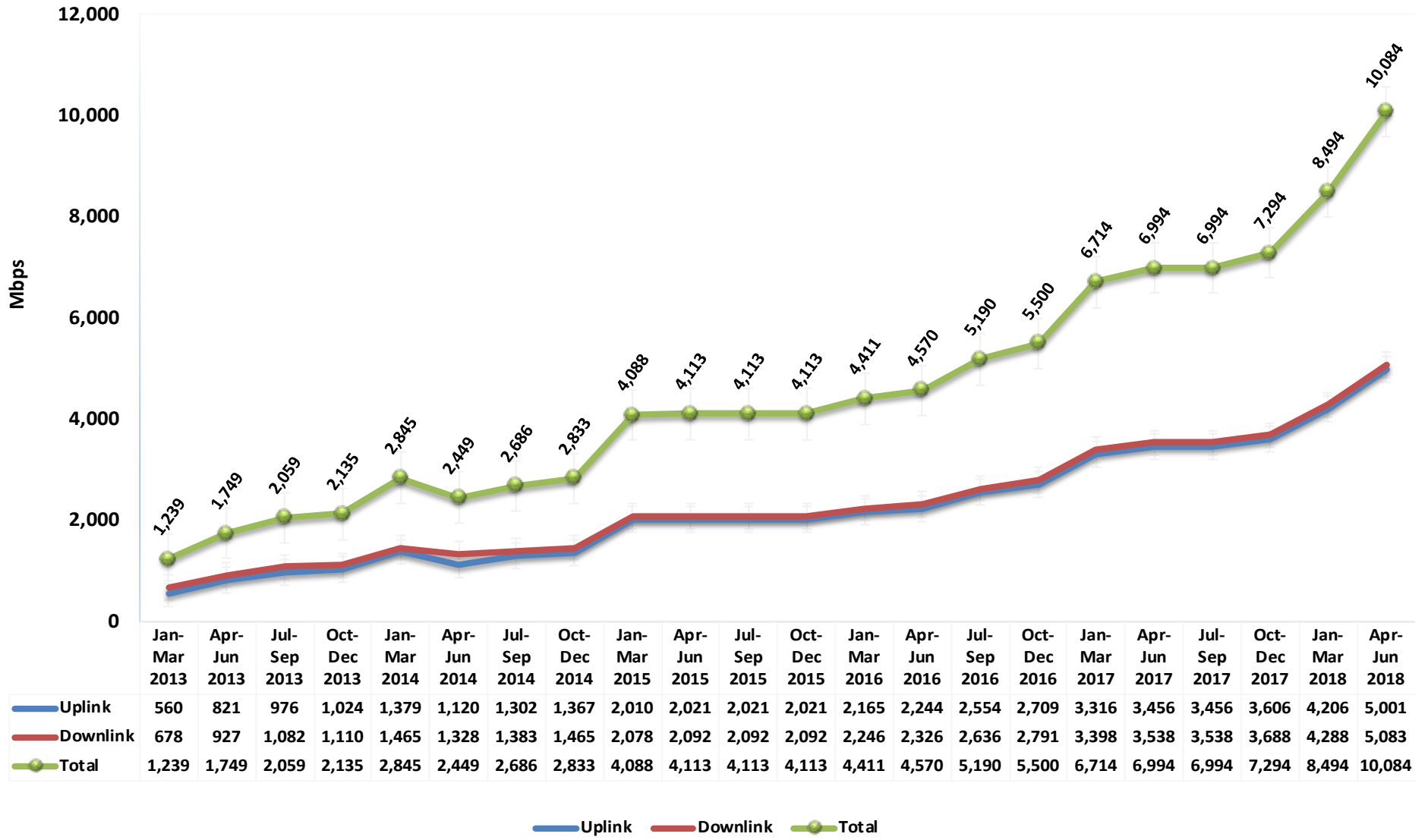
Internet Subscriptions as at 30th June 2018



Broadband Subscriptions as at 30th June 2018



International Internet bandwidth as at 30th June 2018



Total Data Traffic Uploaded and Downloaded as at 30th June 2018

