

## The ICT sector performance as at 30<sup>th</sup> June 2019

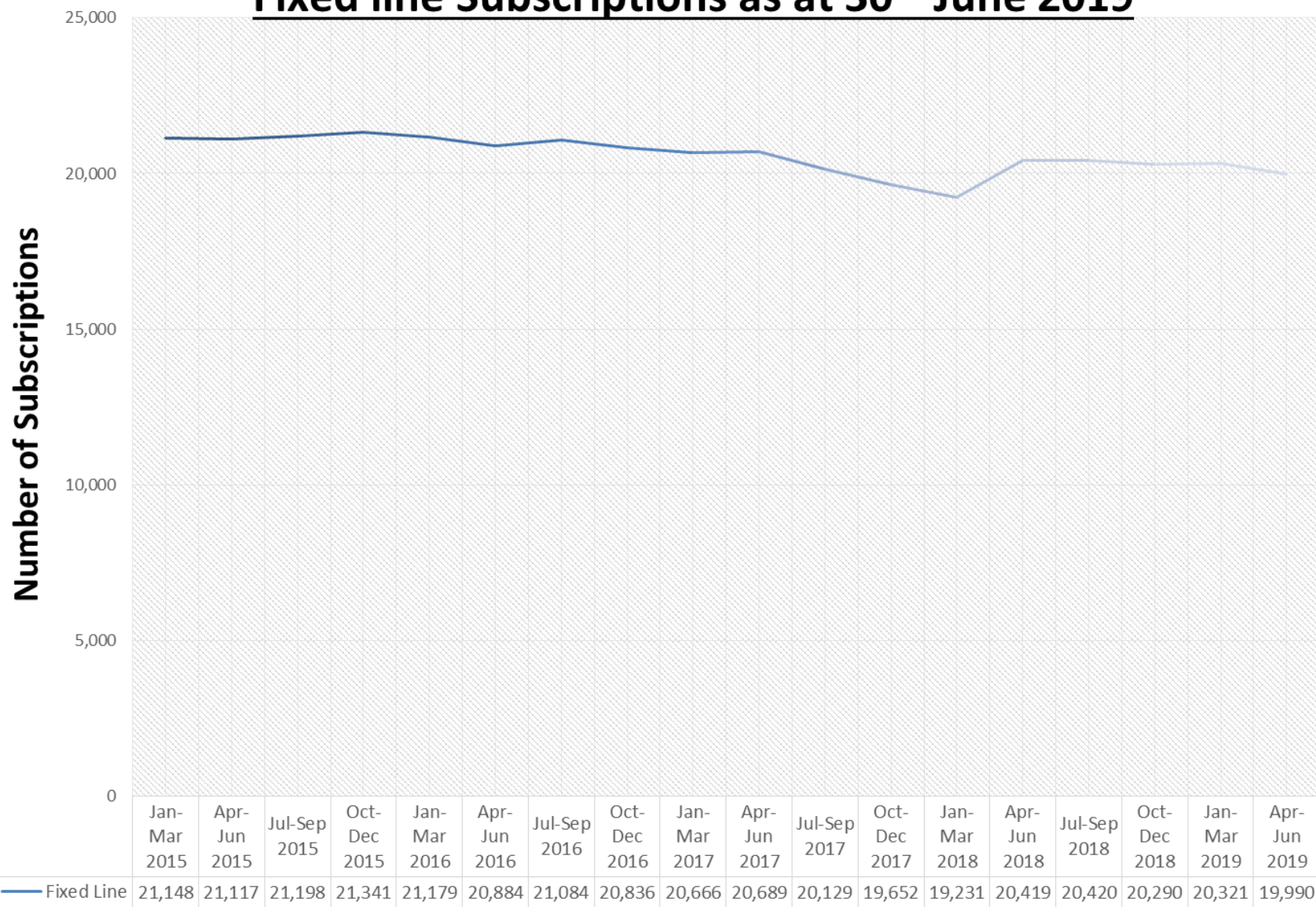
Service subscriptions	30 <sup>th</sup> June 2015	30 <sup>th</sup> September 2015	31 <sup>st</sup> December 2015	31 <sup>st</sup> March 2016	30 <sup>th</sup> June 2016	30 <sup>th</sup> September 2016	31 <sup>st</sup> December 2016	31 <sup>st</sup> March 2017	30 <sup>th</sup> June 2017	30 <sup>th</sup> September 2017	31 <sup>st</sup> December 2017	31 <sup>st</sup> March 2018	30 <sup>th</sup> June 2018	30 <sup>th</sup> September 2018	31 <sup>st</sup> December 2018	31 <sup>st</sup> March 2019	30 <sup>th</sup> June 2019	Penetration per 100 inhabitants as of 31 <sup>st</sup> March 2019
<b>Fixed Lines Service</b>	21,117	21,198	21,341	21,179	20,884	21,084	20,836	20,666	20,689	20,129	19,562	19,231	20,419	20,420	20,290	20,321	19,990	20.57
<b>Mobile Cellular Service</b>	148,545	149,496	148,496	149,486	147,764	153,619	151,857	163,693	165,285	166,849	167,282	169,660	173,540	175,650	178,946	183,638	186,966	192.35
<b>Internet access Service</b>	27,844	28,985	31,584	33,722	32,072	34,489	35,381	38,466	38,908	79,349	83,628	89,752	90,408	90,970	97,783	101,186	103,735	106.72
<b>Total International Internet Bandwidth Capacity (Mbps) (Upload and Download)</b>	3,733	4,113	4,113	4,411	4,570	5,190	5,500	6,714	6,994	6,994	7,294	8,494	10,084	10,134	10,688	12,548	14,200	N/A
<b>Total Data Traffic (GB) (Uploaded and Downloaded)</b>	1,155,364	1,414,574	1,561,042	1,680,760	1,552,722	1,875,442	2,177,738	2,328,365	2,768,567	3,016,515	3,124,755	3,372,485	5,292,273	4,204,659	4,432,962	4,365,642	4,784,308	N/A

Population - 97,199 at 31st December 2018

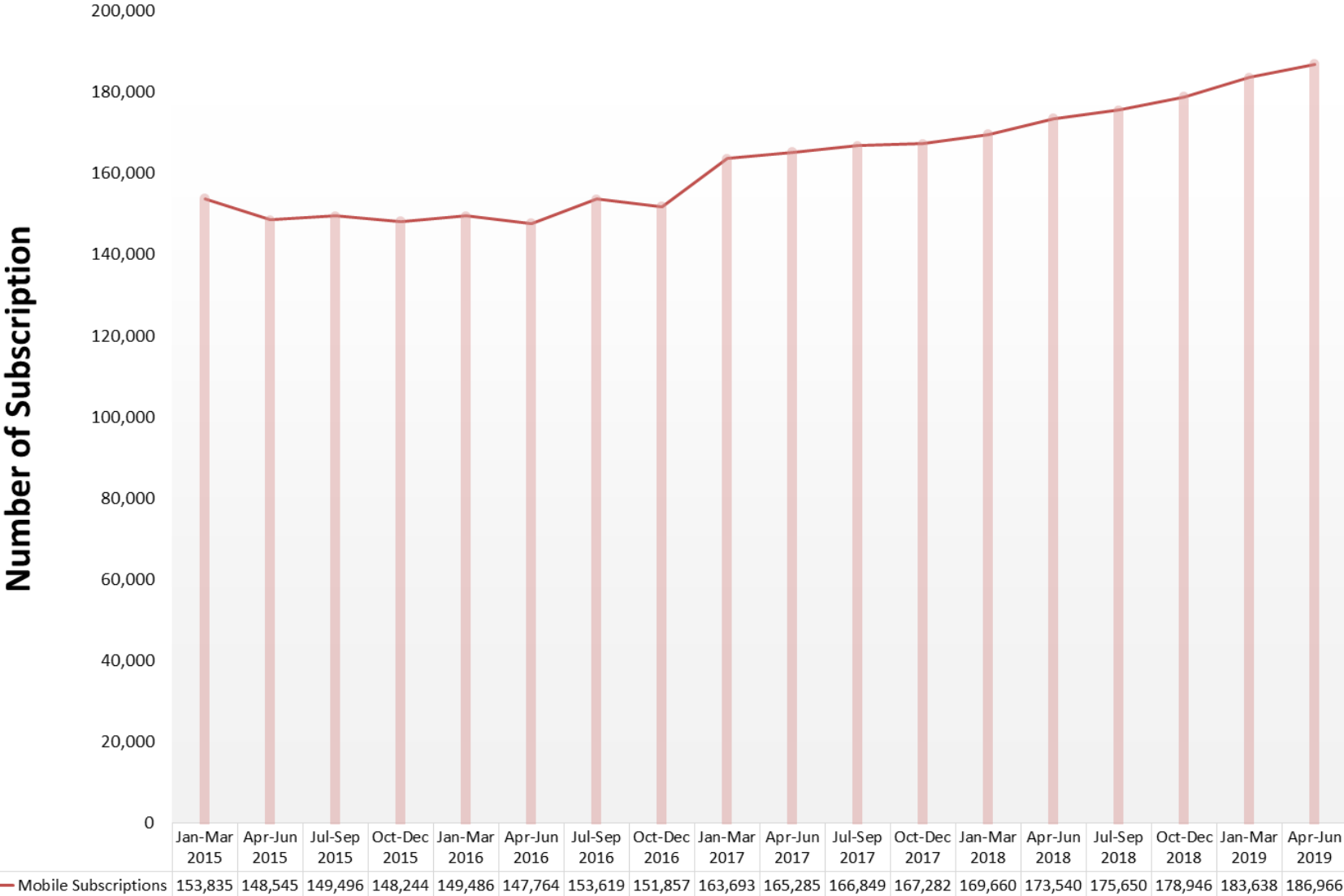
Source – <https://www.nbs.gov.sc/downloads/data-acquisition-census/population-and-vital-statistics/2018>

## Fixed Line Services

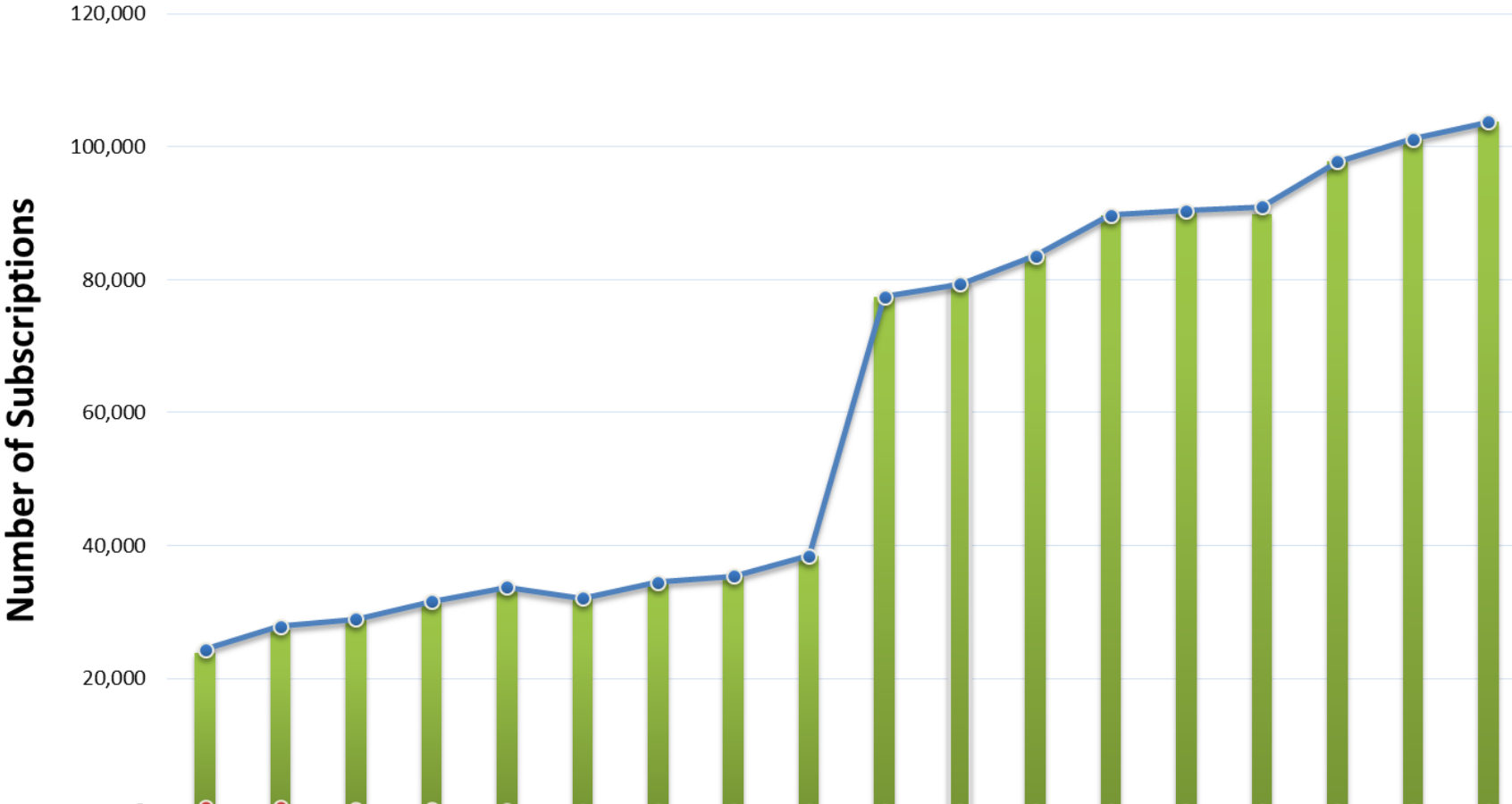
### Fixed line Subscriptions as at 30<sup>th</sup> June 2019



### Mobile Subscriptions as at 30<sup>th</sup> June 2019

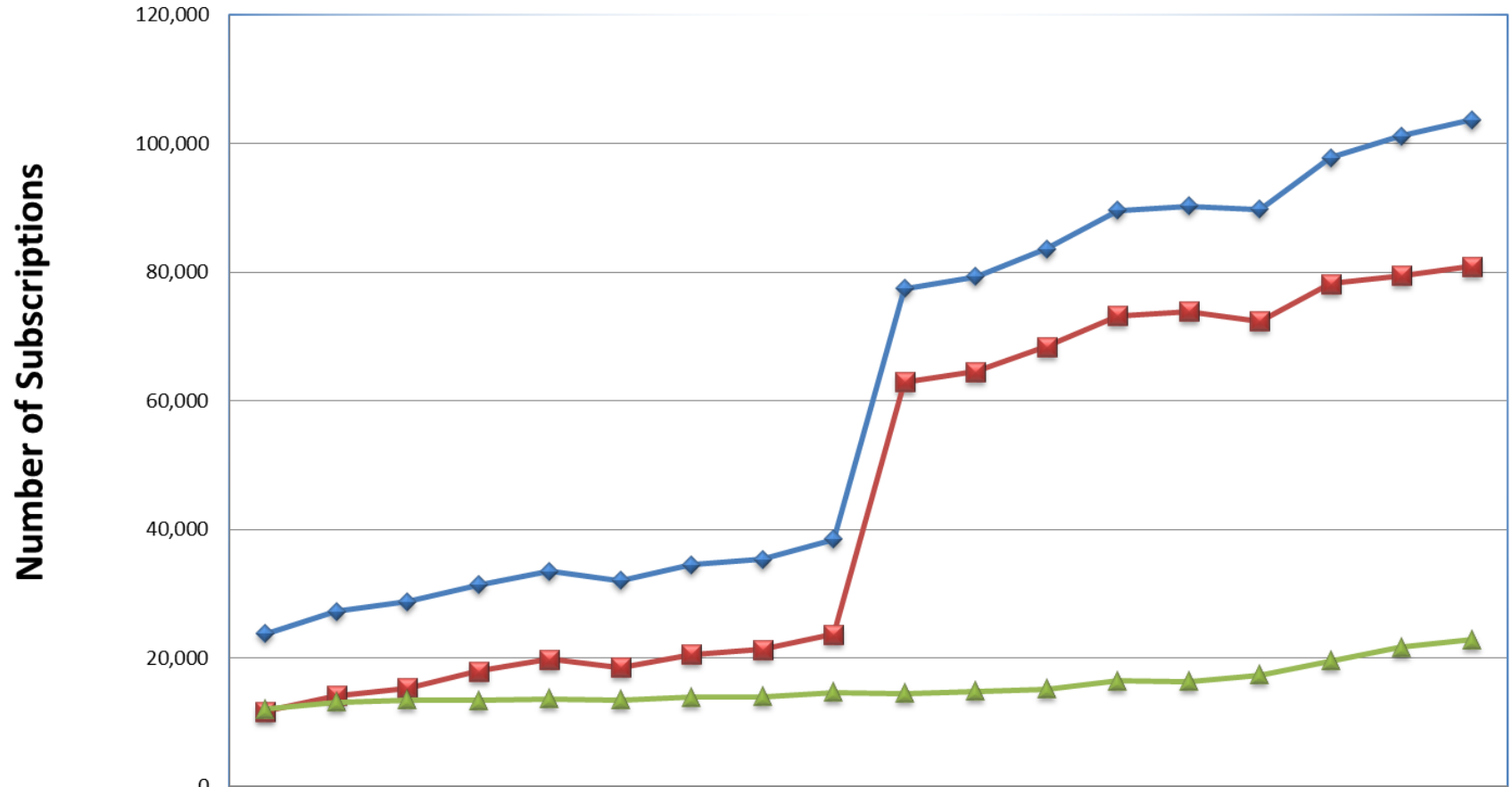


## Internet Subscriptions as at 30<sup>th</sup> June 2019



	Jan-Mar 2015	Apr-Jun 2015	Jul-Sep 2015	Oct-Dec 2015	Jan-Mar 2016	Apr-Jun 2016	Jul-Sep 2016	Oct-Dec 2016	Jan-Mar 2017	Apr-Jun 2017	Jul-Sep 2017	Oct-Dec 2017	Jan-Mar 2018	Apr-Jun 2018	Jul-Sep 2018	Oct-Dec 2018	Jan-Mar 2019	Apr-Jun 2019
<span style="color: green;">■</span> Broadband	23,808	27,279	28,763	31,365	33,508	32,052	34,477	35,365	38,451	77,469	79,332	83,614	89,635	90,295	89,777	97,767	101,184	103,724
<span style="color: red;">●</span> Narrowband	565	565	222	219	214	20	12	16	13	14	15	14	14	16	16	16	13	11
<span style="color: blue;">●</span> Total Internet	24,373	27,844	28,985	31,584	33,722	32,072	34,489	35,381	38,479	77,483	79,349	83,628	89,752	90,408	90,970	97,783	101,197	103,735

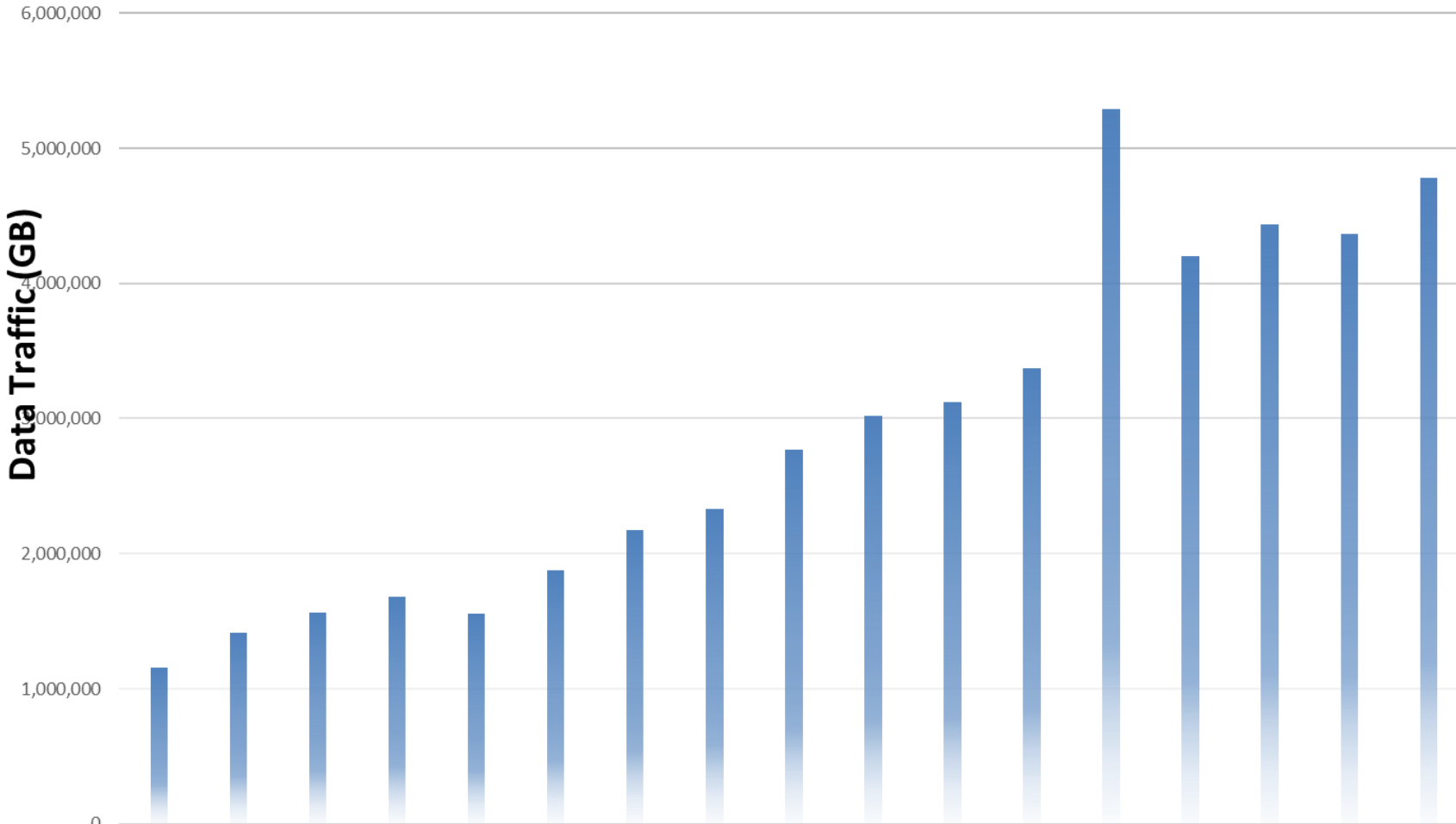
## Broadband Subscriptions as at 30<sup>th</sup> June 2019



	Jan-Mar 2015	Apr-Jun 2015	Jul-Sep 2015	Oct-Dec 2015	Jan-Mar 2016	Apr-Jun 2016	Jul-Sep 2016	Oct-Dec 2016	Jan-Mar 2017	Apr-Jun 2017	Jul-Sep 2017	Oct-Dec 2017	Jan-Mar 2018	Apr-Jun 2018	Jul-Sep 2018	Oct-Dec 2018	Jan-Mar 2019	Apr-Jun 2019
<span style="color: blue;">◆</span> Total Broadband	23,808	27,279	28,763	31,365	33,508	32,052	34,477	35,365	38,451	77,469	79,332	83,614	89,635	90,295	89,777	97,767	101,184	103,724
<span style="color: red;">■</span> Mobile Broadband	11,734	14,139	15,310	17,945	19,838	18,539	20,555	21,330	23,744	62,947	64,513	68,393	73,207	73,906	72,412	78,178	79,506	80,903
<span style="color: green;">▲</span> Fixed Broadband	12,074	13,140	13,453	13,420	13,670	13,513	13,922	14,035	14,707	14,522	14,819	15,221	16,428	16,389	17,365	19,589	21,678	22,821

Total Data Traffic (Uploaded and Downloaded)

# Total Data Traffic Uploaded and Downloaded as at 30<sup>th</sup> June 2019



	Apr-Jun 2015	Jul-Sep 2015	Oct-Dec 2015	Jan-Mar 2016	Apr-Jun 2016	Jul-Sep 2016	Oct-Dec 2016	Jan-Mar 2017	Apr-Jun 2017	Jul-Sep 2017	Oct-Dec 2017	Jan-Mar 2018	Apr-Jun 2018	Jul-Sep 2018	Oct-Dec 2018	Jan-Mar 2019	Apr-Jun 2019
■ Data Traffic (GB)	1,155,364	1,414,574	1,561,042	1,680,760	1,552,722	1,875,442	2,177,738	2,328,365	2,768,567	3,016,515	3,124,755	3,372,485	5,292,273	4,204,659	4,432,962	4,365,642	4,784,308