

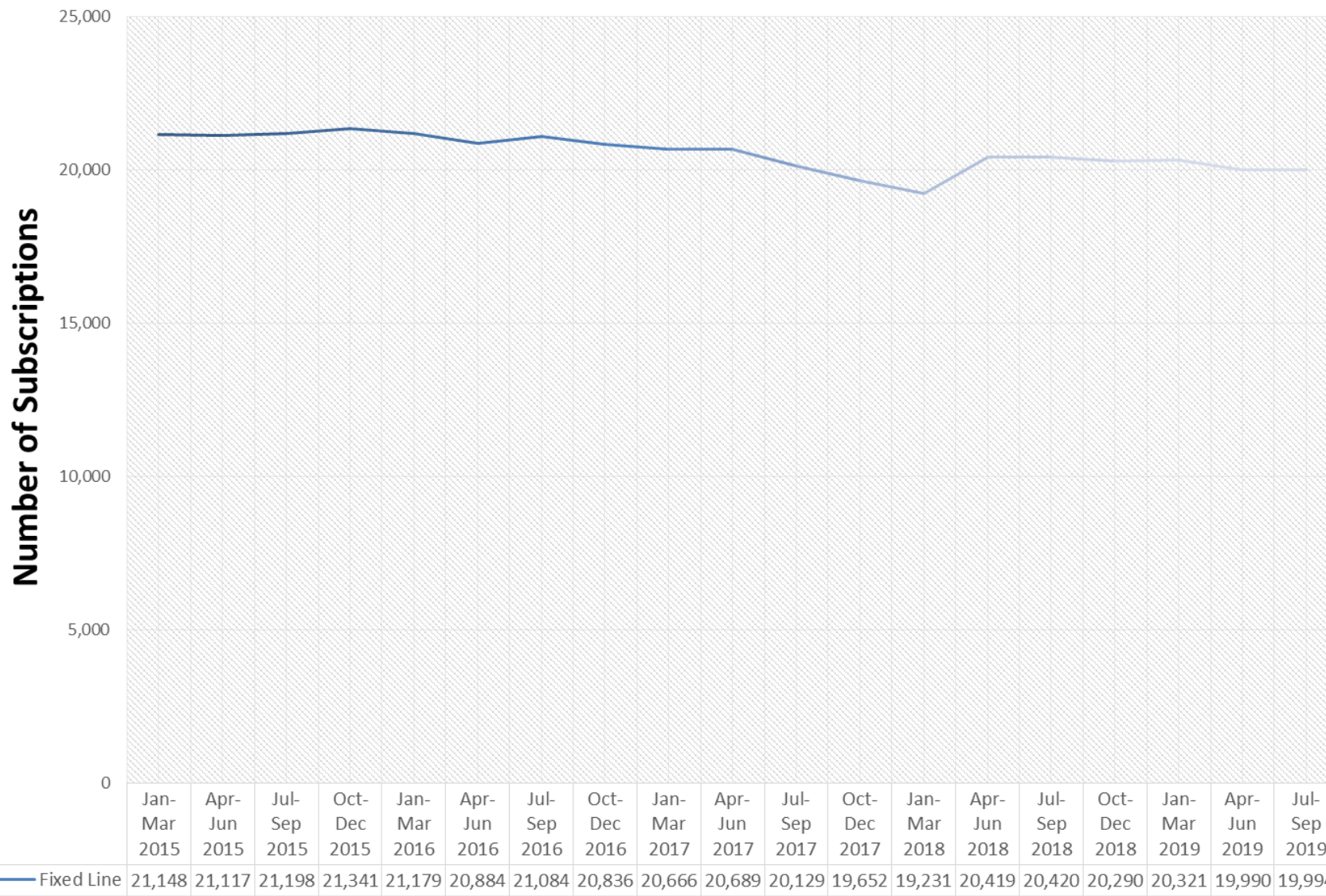
The ICT sector performance as at 30th September 2019

Service subscriptions	30 th June 2015	30 th September 2015	31 st December 2015	31 st March 2016	30 th June 2016	30 th September 2016	31 st December 2016	31 st March 2017	30 th June 2017	30 th September 2017	31 st December 2017	31 st March 2018	30 th June 2018	30 th September 2018	31 st December 2018	31 st March 2019	30 th June 2019	30 th September 2019	Penetration per 100 inhabitants as of 30 th September 2019
Fixed Lines Service	21,117	21,198	21,341	21,179	20,884	21,084	20,836	20,666	20,689	20,129	19,562	19,231	20,419	20,420	20,290	20,321	19,990	19,994	20.48
Mobile Cellular Service	148,545	149,496	148,496	149,486	147,764	153,619	151,857	163,693	165,285	166,849	167,282	169,660	173,540	175,650	178,946	183,638	186,966	188,549	193.14
Internet access Service	27,844	28,985	31,584	33,722	32,072	34,489	35,381	38,466	38,908	79,349	83,628	89,752	90,408	90,970	97,783	101,186	103,735	107,650	110.27
Total International Internet Bandwidth Capacity (Mbps) (Upload and Download)	3,733	4,113	4,113	4,411	4,570	5,190	5,500	6,714	6,994	6,994	7,294	8,494	10,084	10,134	10,688	12,548	14,200	15,740	N/A
Total Data Traffic (GB) (Uploaded and Downloaded)	1,155,364	1,414,574	1,561,042	1,680,760	1,552,722	1,875,442	2,177,738	2,328,365	2,768,567	3,016,515	3,124,755	3,372,485	5,292,273	4,204,659	4,432,962	4,365,642	4,784,308	5,349,620	N/A

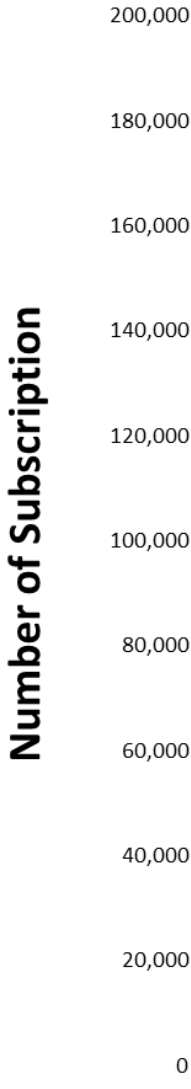
Population - 97,625 at 30th June 2019

Source – <https://www.nbs.gov.sc/downloads/data-acquisition-census/population-and-vital-statistics/2019>

Fixed line Subscriptions as at 30th September 2019



Mobile Subscriptions as at 30th September 2019

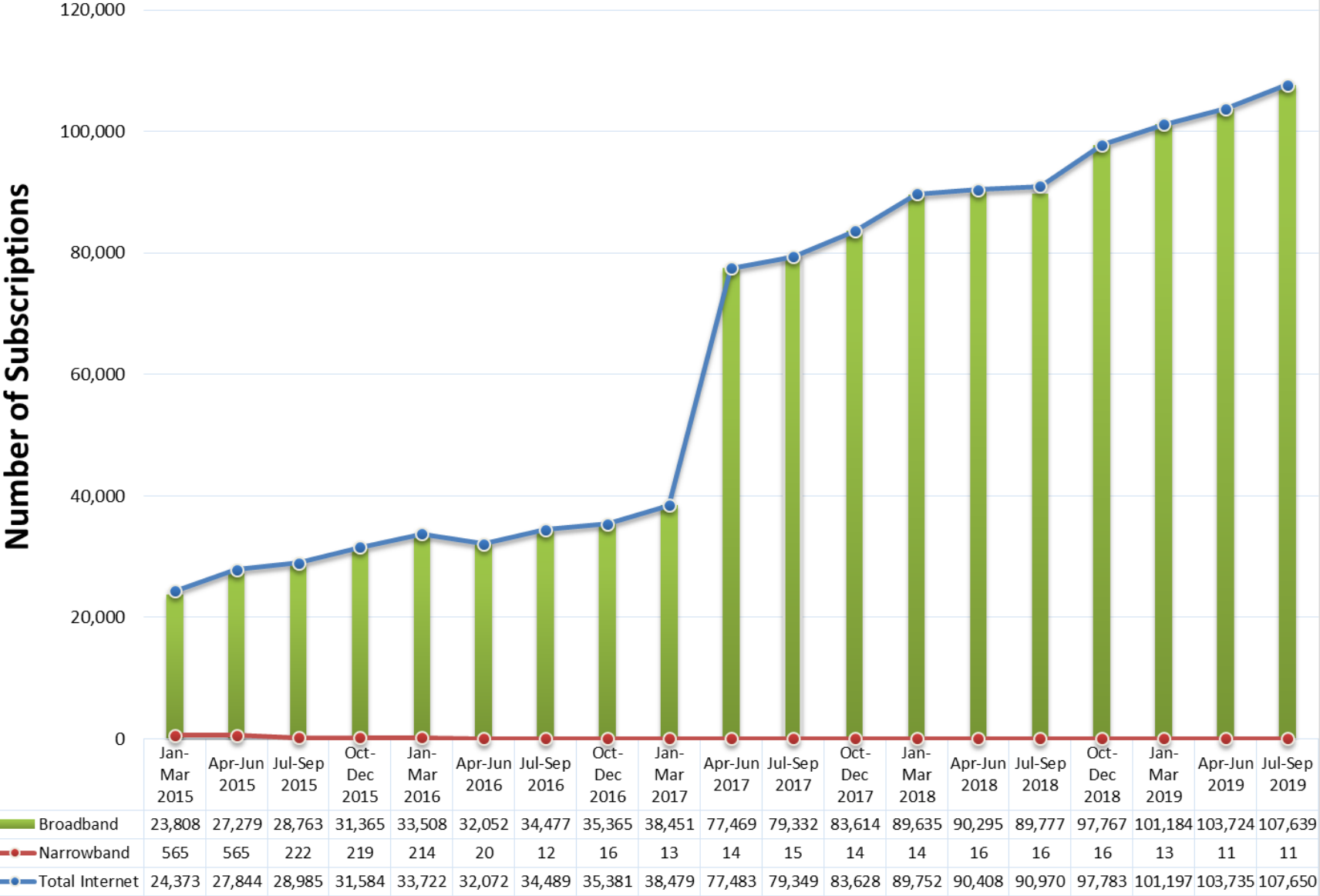


— Mobile Subscriptions

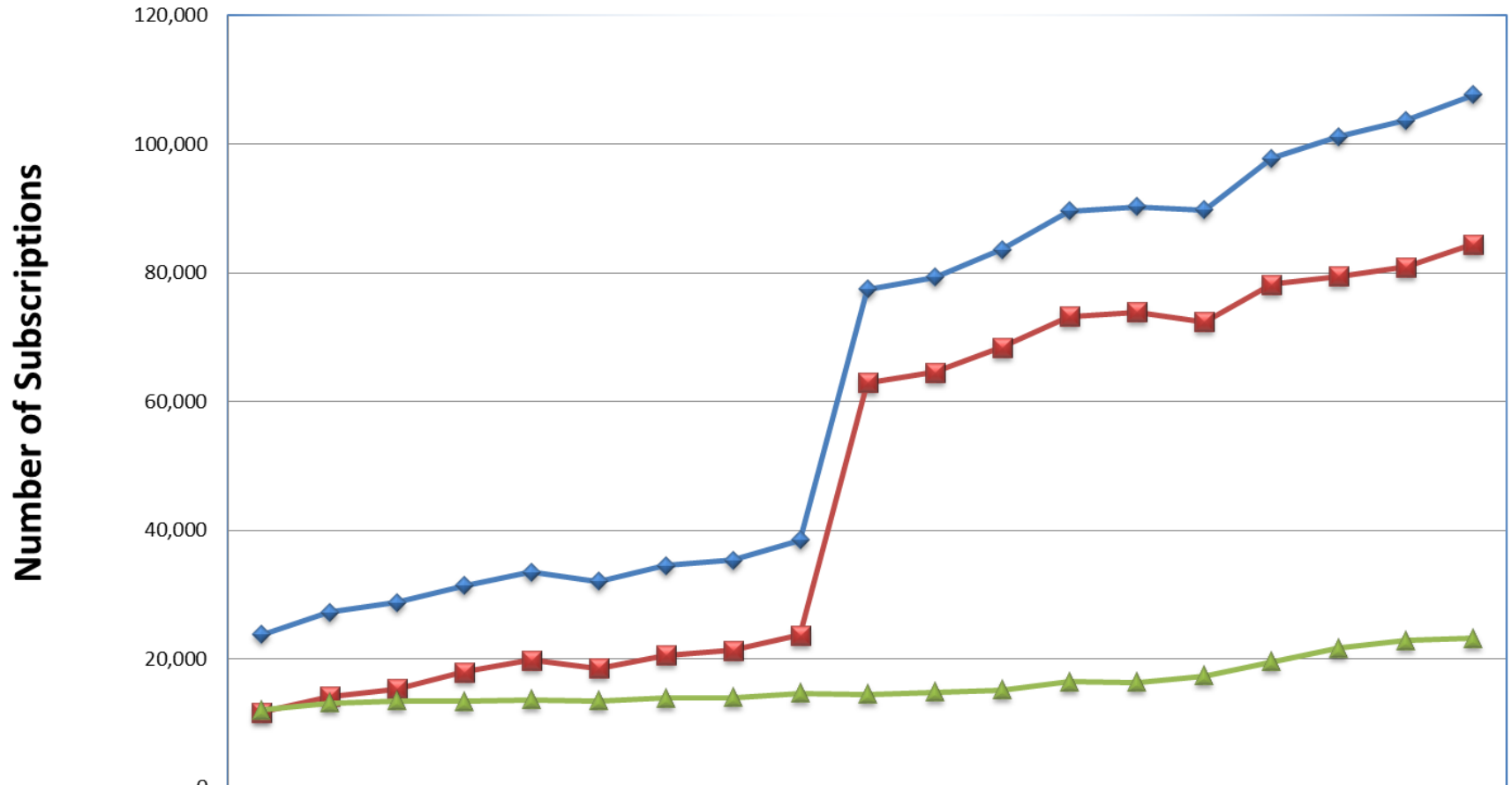
Jan-Mar 2015	Apr-Jun 2015	Jul-Sep 2015	Oct-Dec 2015	Jan-Mar 2016	Apr-Jun 2016	Jul-Sep 2016	Oct-Dec 2016	Jan-Mar 2017	Apr-Jun 2017	Jul-Sep 2017	Oct-Dec 2017	Jan-Mar 2018	Apr-Jun 2018	Jul-Sep 2018	Oct-Dec 2018	Jan-Mar 2019	Apr-Jun 2019	Jul-Sep 2019
--------------	--------------	--------------	--------------	--------------	--------------	--------------	--------------	--------------	--------------	--------------	--------------	--------------	--------------	--------------	--------------	--------------	--------------	--------------

153,835	148,545	149,496	148,244	149,486	147,764	153,619	151,857	163,693	165,285	166,849	167,282	169,660	173,540	175,650	178,946	183,638	186,966	188,549
---------	---------	---------	---------	---------	---------	---------	---------	---------	---------	---------	---------	---------	---------	---------	---------	---------	---------	---------

Internet Subscriptions as at 30th September 2019



Broadband Subscriptions as at 30th September 2019



	Jan-Mar 2015	Apr-Jun 2015	Jul-Sep 2015	Oct-Dec 2015	Jan-Mar 2016	Apr-Jun 2016	Jul-Sep 2016	Oct-Dec 2016	Jan-Mar 2017	Apr-Jun 2017	Jul-Sep 2017	Oct-Dec 2017	Jan-Mar 2018	Apr-Jun 2018	Jul-Sep 2018	Oct-Dec 2018	Jan-Mar 2019	Apr-Jun 2019	Jul-Sep 2019
◆ Total Broadband	23,808	27,279	28,763	31,365	33,508	32,052	34,477	35,365	38,451	77,469	79,332	83,614	89,635	90,295	89,777	97,767	101,184	103,724	107,639
■ Mobile Broadband	11,734	14,139	15,310	17,945	19,838	18,539	20,555	21,330	23,744	62,947	64,513	68,393	73,207	73,906	72,412	78,178	79,506	80,903	84,460
▲ Fixed Broadband	12,074	13,140	13,453	13,420	13,670	13,513	13,922	14,035	14,707	14,522	14,819	15,221	16,428	16,389	17,365	19,589	21,678	22,821	23,179

Total Data Traffic (Uploaded and Downloaded)

Total Data Traffic Uploaded and Downloaded as at 30th September 2019

